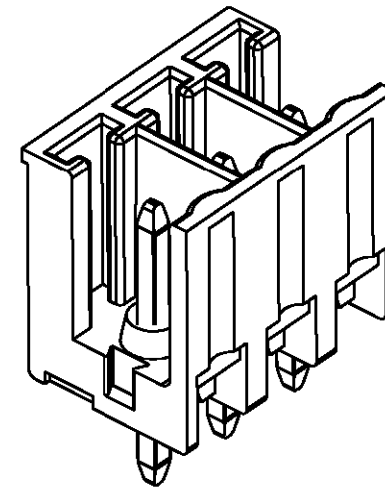
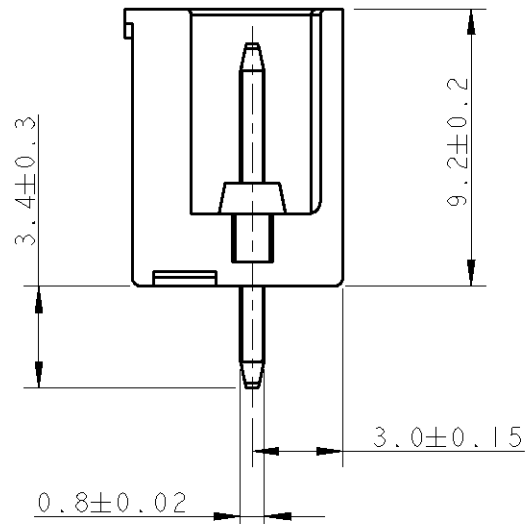
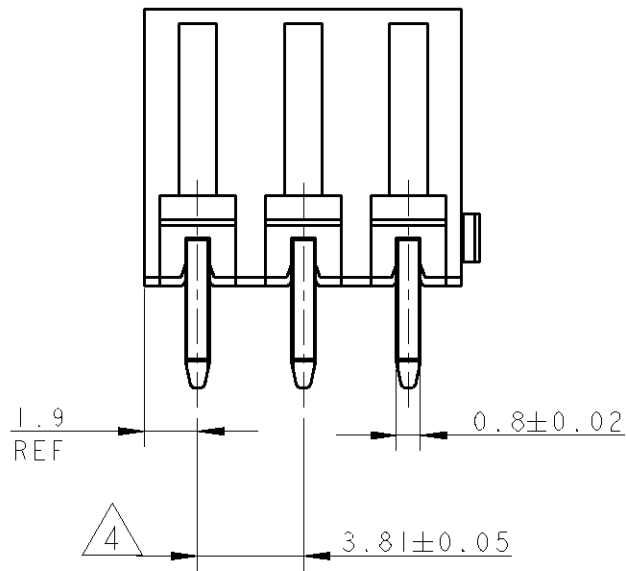


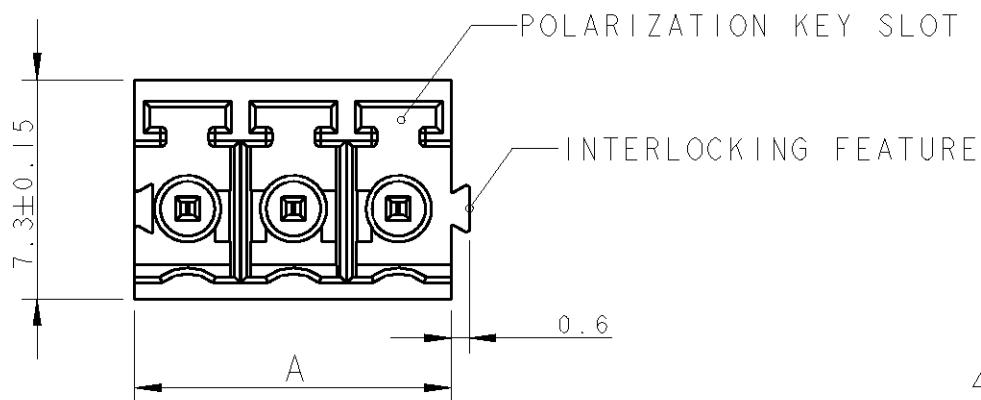
THIS DRAWING IS UNPUBLISHED. RELEASED FOR PUBLICATION 20
 © COPYRIGHT 20 BY TYCO ELECTRONICS CORPORATION. ALL RIGHTS RESERVED.

LOC	DIST	REVISIONS			
P	LTR	DESCRIPTION	DATE	DWN	APVD
FT	0	B	REVISED PER 0G3B-0119-01	06FEB2002	EZ DB



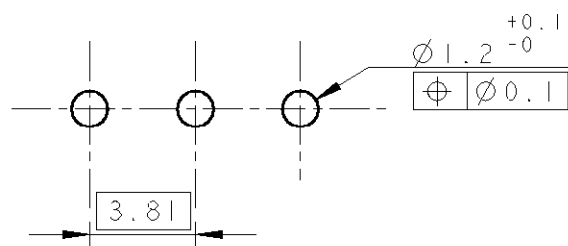
284518-3 AS SHOWN

95.25	25	2-284518-5
91.44	24	2-284518-4
87.63	23	2-284518-3
83.82	22	2-284518-2
80.01	21	2-284518-1
76.20	20	2-284518-0
72.39	19	1-284518-9
68.58	18	1-284518-8
64.77	17	1-284518-7
60.96	16	1-284518-6
57.15	15	1-284518-5
53.34	14	1-284518-4
49.53	13	1-284518-3
45.72	12	1-284518-2
41.91	11	1-284518-1
38.10	10	1-284518-0
34.29	9	284518-9
30.48	8	284518-8
26.67	7	284518-7
22.86	6	284518-6
19.05	5	284518-5
15.24	4	284518-4
11.43	3	284518-3
7.62	2	284518-2
DIM A	NO OF POS	PART NUMBER



- 1 MATERIALS AND FINISH
 HOUSING : PA 6.6, UL 94-V0, COLOR GREEN
 TERMINAL : PHOSPHOR BRONZE, TIN PLATED
- 2 END-TO-END STACKABLE W/INTERLOCK WITHOUT LOSS OF CENTERLINE SPACING
- 3 SUITABLE FOR 1.6-2.4 mm. PC BOARD THICKNESS
- 4 NOT CUMULATIVE TOLERANCE

RECOMMENDED PC BOARD LAYOUT



<small>THIS DRAWING IS A CONTROLLED DOCUMENT FOR TYCO ELECTRONICS CORPORATION IT IS SUBJECT TO CHANGE AND THE CONTROLLING ENGINEERING ORGANIZATION SHOULD BE CONTACTED FOR THE LATEST REVISION.</small>		DWN 06FEB2002 E. ZANOLINI CHK 06FEB2002 E. ZANOLINI APVD 06FEB2002 D. BIEVENOUR		BUCHANAN Tyco Electronics Harrisburg, PA 17105-3608	
DIMENSIONS: mm		TOLERANCES UNLESS OTHERWISE SPECIFIED: 0 PLC ±- 1 PLC ±.3 2 PLC ±.25 3 PLC ±- 4 PLC ±- ANGLES ±2		PRODUCT SPEC 108-20166 APPLICATION SPEC 114-20079	
MATERIAL		FINISH		NAME TERMINAL BLOCK, HEADER ASSEMBLY STRAIGHT, OPEN ENDS STACKING W/INTERLOCK, 3.81mm PITCH	
		WEIGHT -		SIZE A3 CAGE CODE 00779 DRAWING NO C-284518 RESTRICTED TO -	
CUSTOMER DRAWING				SCALE 4:1 SHEET 1 OF 1 REV B	